



Wekemo Bioincloud: A user-friendly platform for meta-omics data analyses.

Yunyun Gao¹, Guoxing Zhang², Shunyao Jiang², Yong-Xin Liu¹

¹Agricultural Genomics Institute at Shenzhen,
Chinese Academy of Agricultural Sciences, Shenzhen, China

²Shenzhen Wekemo Technology Group Co., Ltd., Shenzhen, China



Yunyun Gao, Guoxing Zhang, Shunyao Jiang, Yong-Xin Liu. 2024. Wekemo Bioincloud: A user-friendly platform for meta-omics data analyses. *iMeta* 3: e175. <https://doi.org/10.1002/imt2.175>



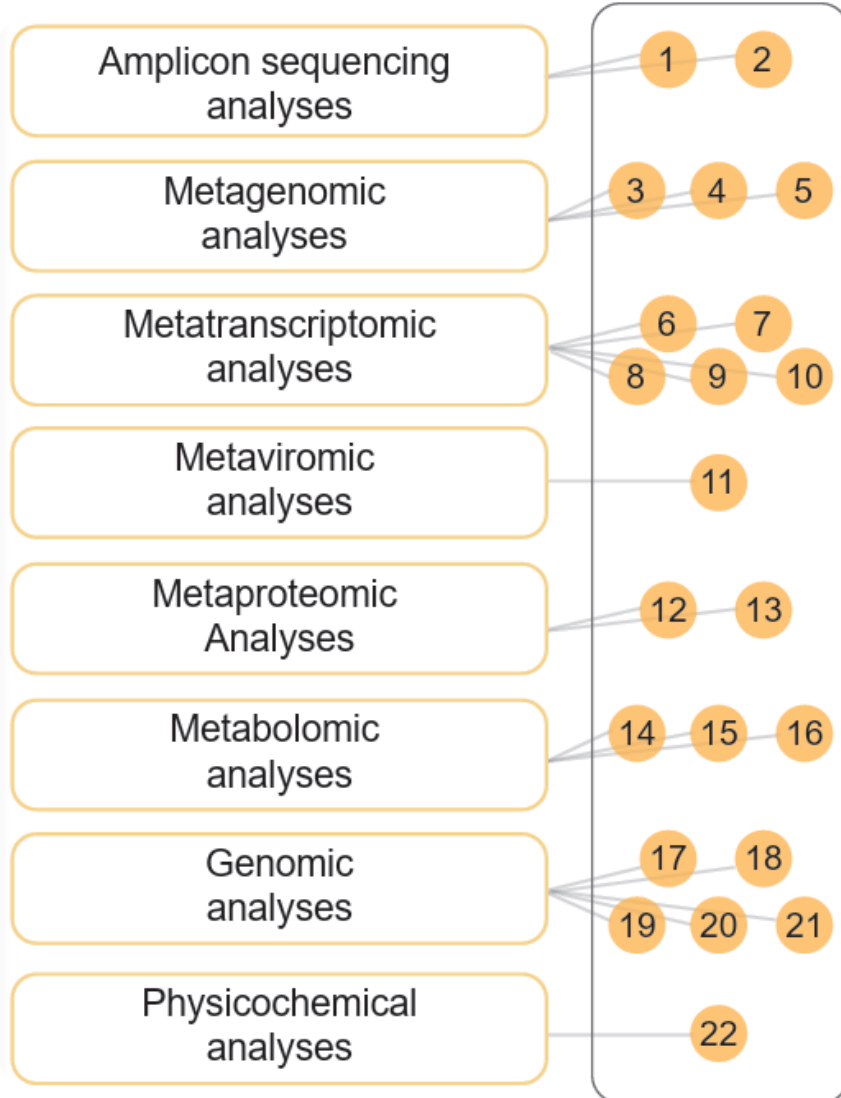
Introduction

Wekemo Bioincloud

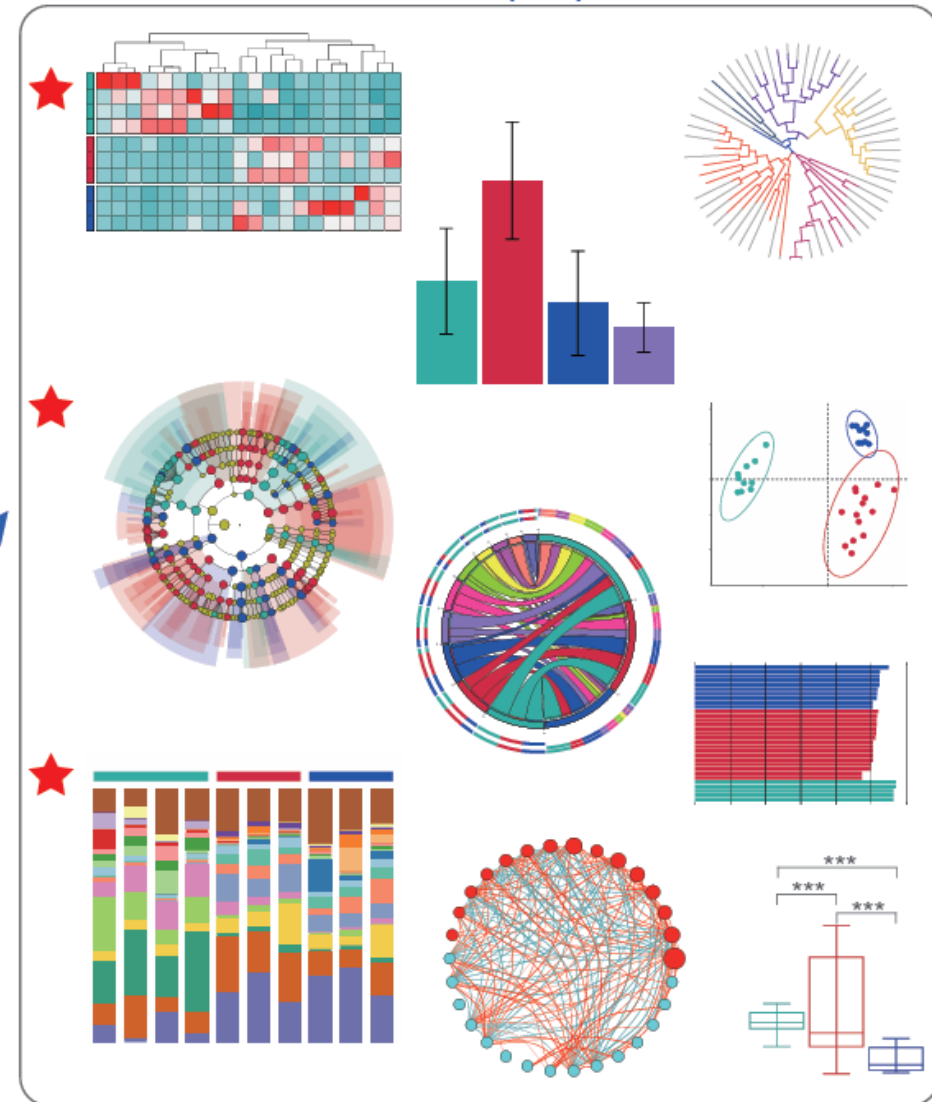
A user-friendly platform for meta-omics data analyses



Workflows (22)



Tools (65)





Highlights



Biotech Cloud, Helping Scientific Research



HOME

SVG EDITOR

SHENGXIN VIDEO

RESEARCH CASES

LOG OUT AND LOG IN



Welcome!



Cloud processes

A basic introduction to the cloud

process

My process

View and use cloud processes

Cloud tools

Indexes for all tools

My task

The task status of the cloud tool

1

Translate Chinese to English using Google Chrome or Microsoft Edge

2

SIS COMPARISON OF SIGNIFICANT DIFFERENCES CORRELATION ANALYSIS PATHWAY ANALYSIS EVOLUTIONARY ANALYSIS DISCRIMINANT ANALYSIS

S METABOLOME DATA PREPROCESSING TRANSCRIPTOME ENRICHMENT ANALYSIS IDENTIFICATION OF FUNGI FORMAT CONVERSION ONE-C

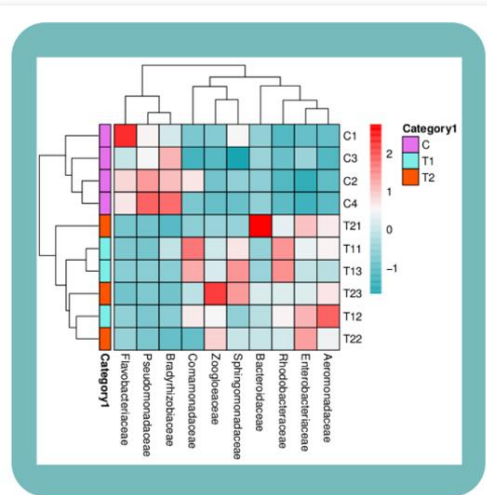
HOTTEST

SORT BY CATEGORY

LATEST

EASIEST

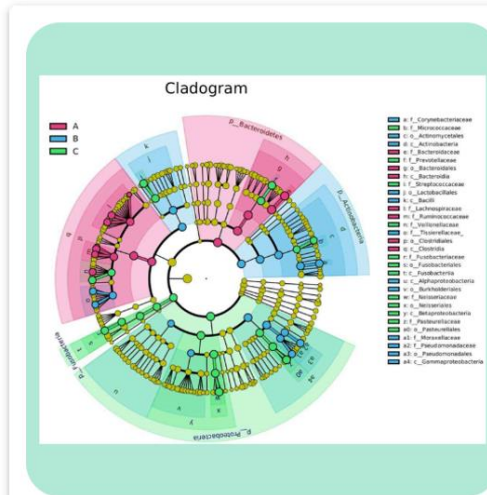
Search tool



Grouping clustering heatmap gratis

Heat: ♥♥♥♥♥ 5 (39480)

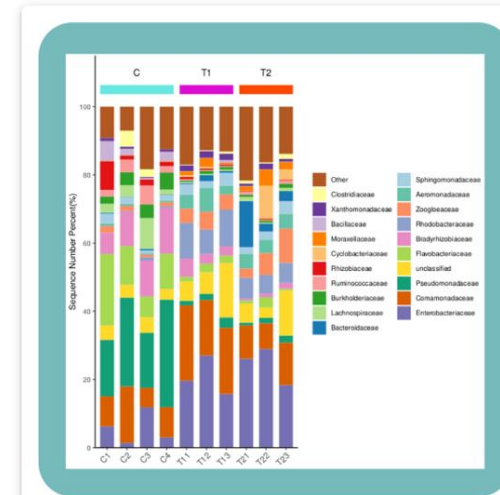
Difficulty: ★★★★★ 1



LEfSe gratis

Heat: ♥♥♥♥♥ 5 (38783)

Difficulty: ★★★★★ 1



Grouping percentage stacked column chart

gratis

Heat: ♥♥♥♥♥ 5 (36368)

Difficulty: ★★★★★ 1

3

<https://www.bioincloud.tech/>



Cloud Workflows for meta-omics data

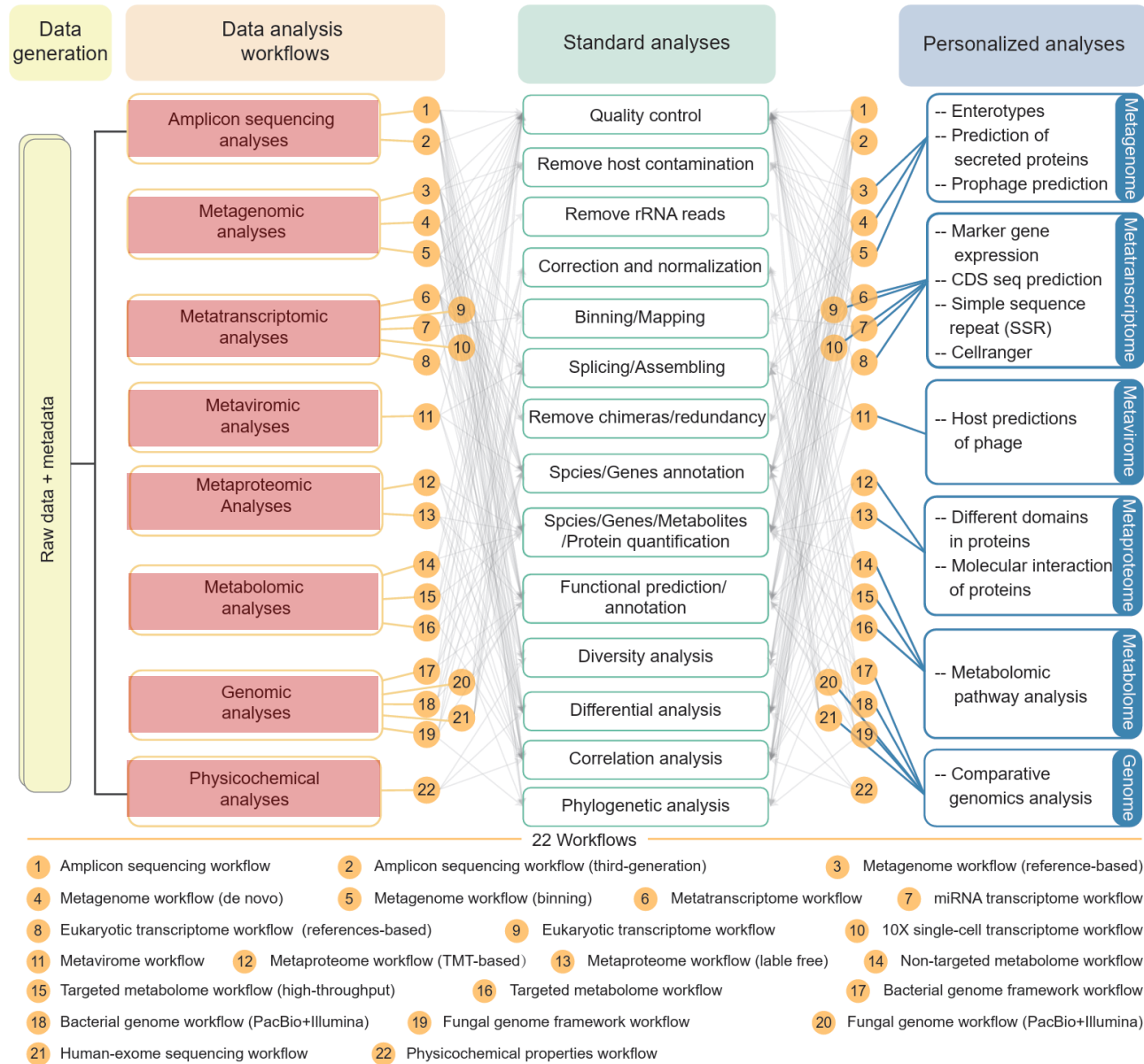


Figure 1. The framework of 22 analysis workflows for Wekemo Bioincloud.

Graphical Tools for different purpose

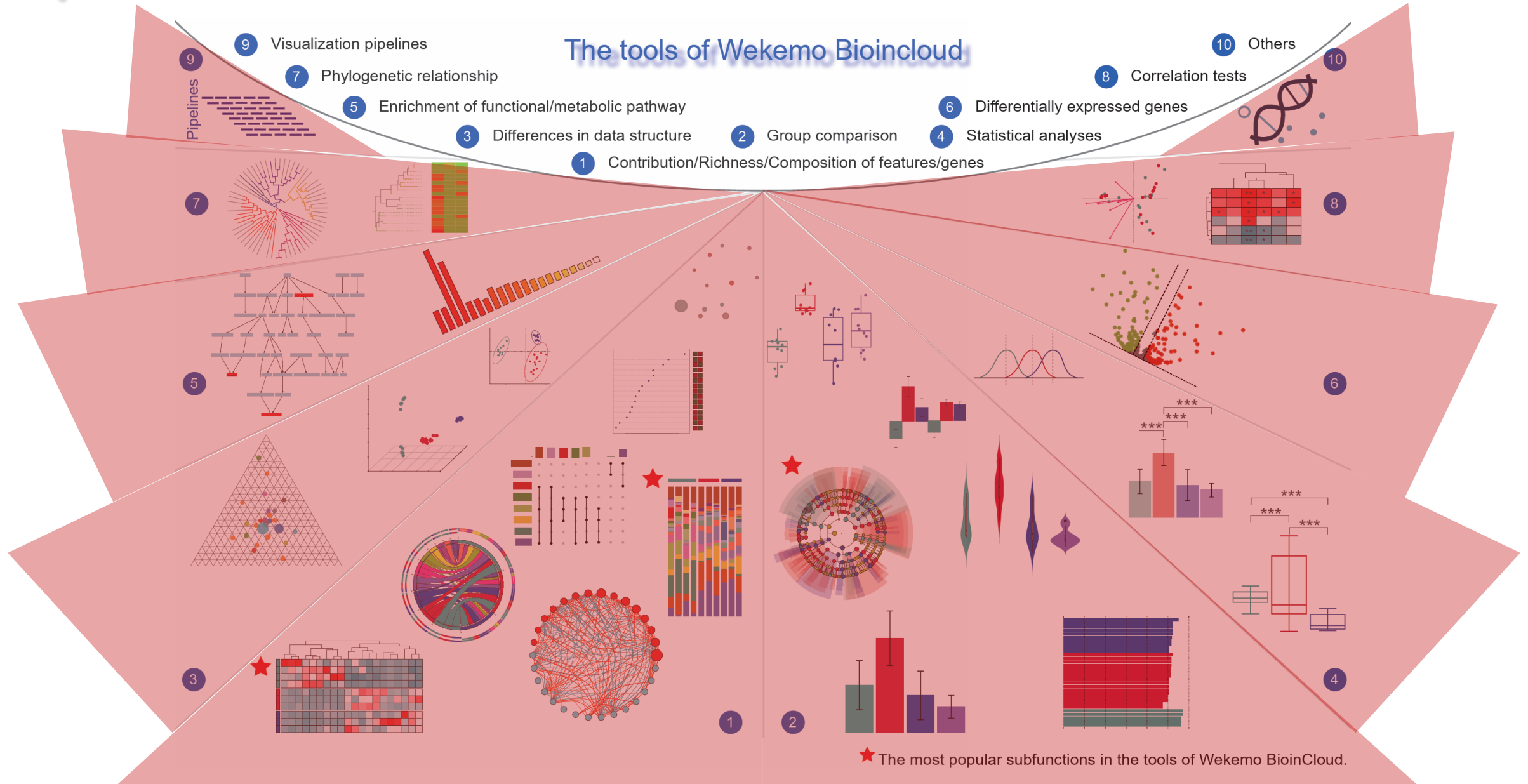


Figure 2. Example outputs generated by Wekemo Bioincloud Tools.



Case 1: Metagenomic data analysis workflows

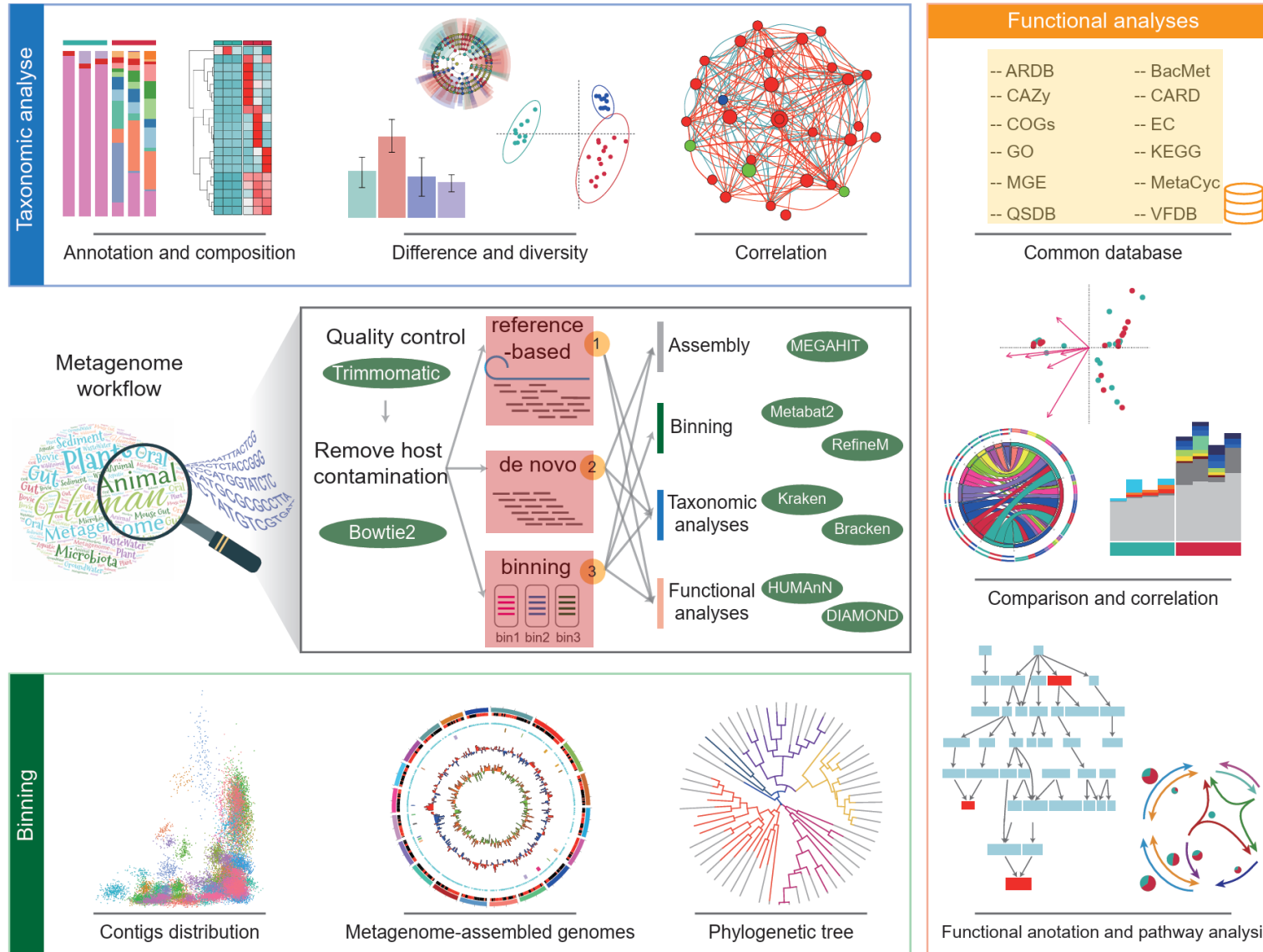
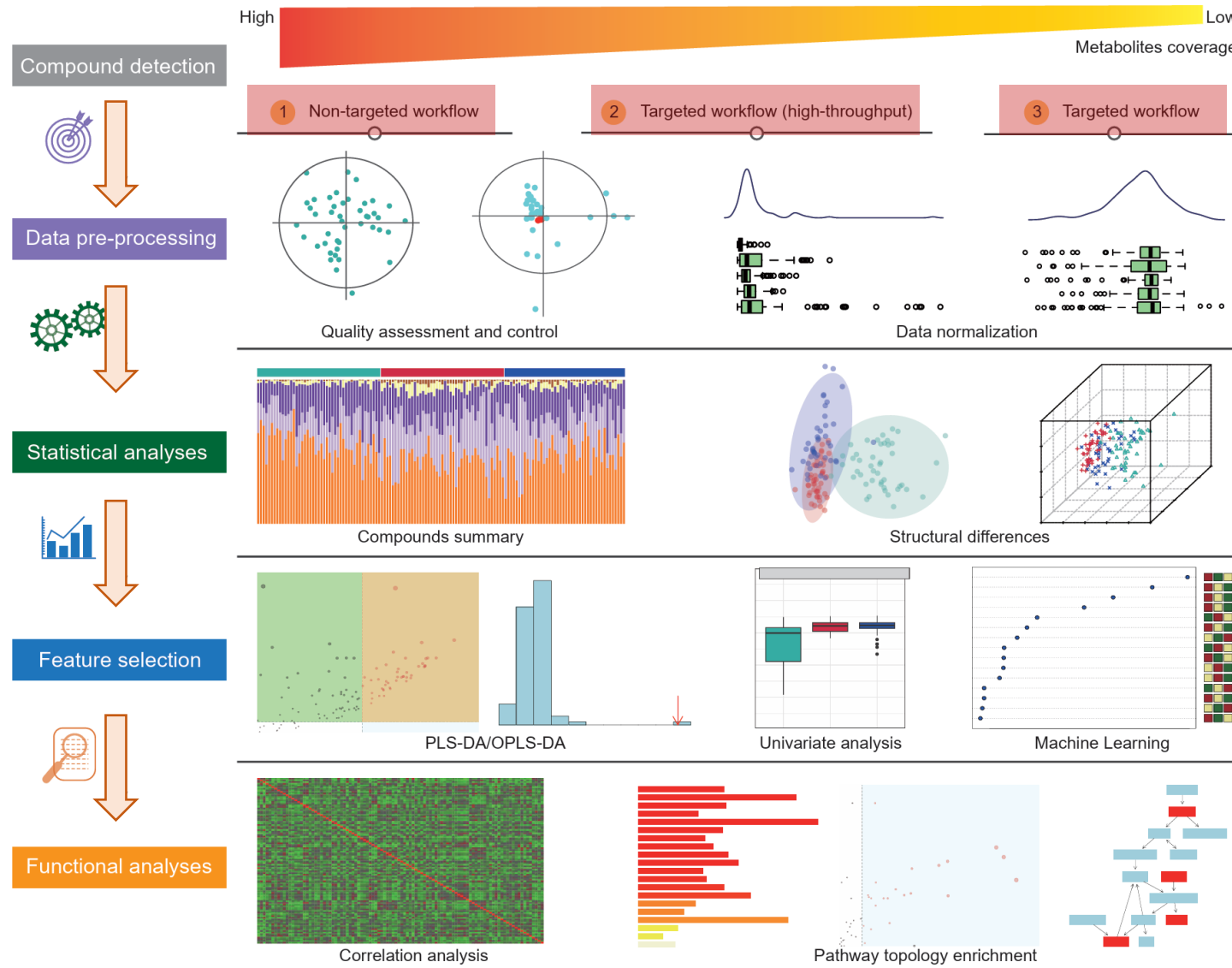


Figure 3. Metagenomic data analyses using Wekemo Bioincloud platform.



Case 2: Metabolomics data analysis workflow



High-throughput Targeted Metabolism Database:
>2500 plant metabolites
~1800 animal metabolites

Figure 4. Metabolomic data analyses using Wekemo Bioincloud platform.



Summary

- ❑ In this study, we introduced Wekemo Bioincloud, a user-friendly platform for meta-omics data analyses.
- ❑ Currently, the platform is equipped with 22 cloud workflows and 65 graphical tools, with ongoing updates planned to satisfy users' needs for standardized and personalized meta-omics data analysis.
- ❑ The platform offers features such as online vector graphic editing, one-click execution, email reminders, tool popularity analysis, video tutorials, aiming to facilitate user access and utilization.
- ❑ Website: <https://www.bioincloud.tech/>

Yunyun Gao, Guoxing Zhang, Shunyao Jiang, Yong-Xin Liu. 2024. Wekemo Bioincloud: A user-friendly platform for meta-omics data analyses. *iMeta* 3: e175. <https://doi.org/10.1002/imt2.175>



“***iMeta***” is an open-access Wiley partner journal launched by iMeta Science Society consist of scientists in bioinformatics and metagenomics world-wide. iMeta aims to promote microbiome, and bioinformatics research by publishing research, methods/protocols, and reviews. The goal is to publish high-quality papers (top 10%, IF>20) targeting a broad audience. Unique features include video submission, reproducible analysis, figure polishing, bilingual, and promotion by social media with 500,000 followers. Since 2022 have been published 160 papers and cited > 2300 times. Index by [ESCI](#), [Google Scholar](#), [DOAJ](#) and [Scopus](#).



Society: <http://www.imeta.science>

Publisher: <https://wileyonlinelibrary.com/journal/imeta>

Submission: <https://wiley.atyponrex.com/journal/IMT2>



office@imeta.science



[Promotion Video](#)



[iMetaScience](#)



[iMetaScience](#)